



AC Pump Curves



CEDAR

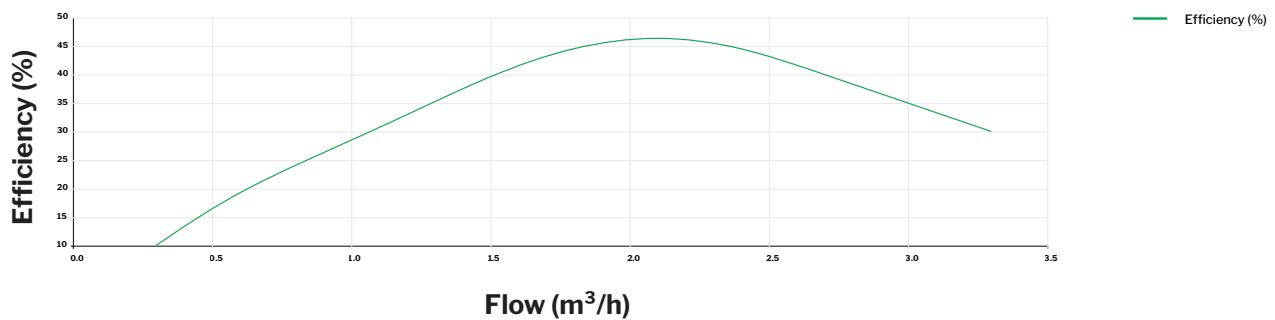
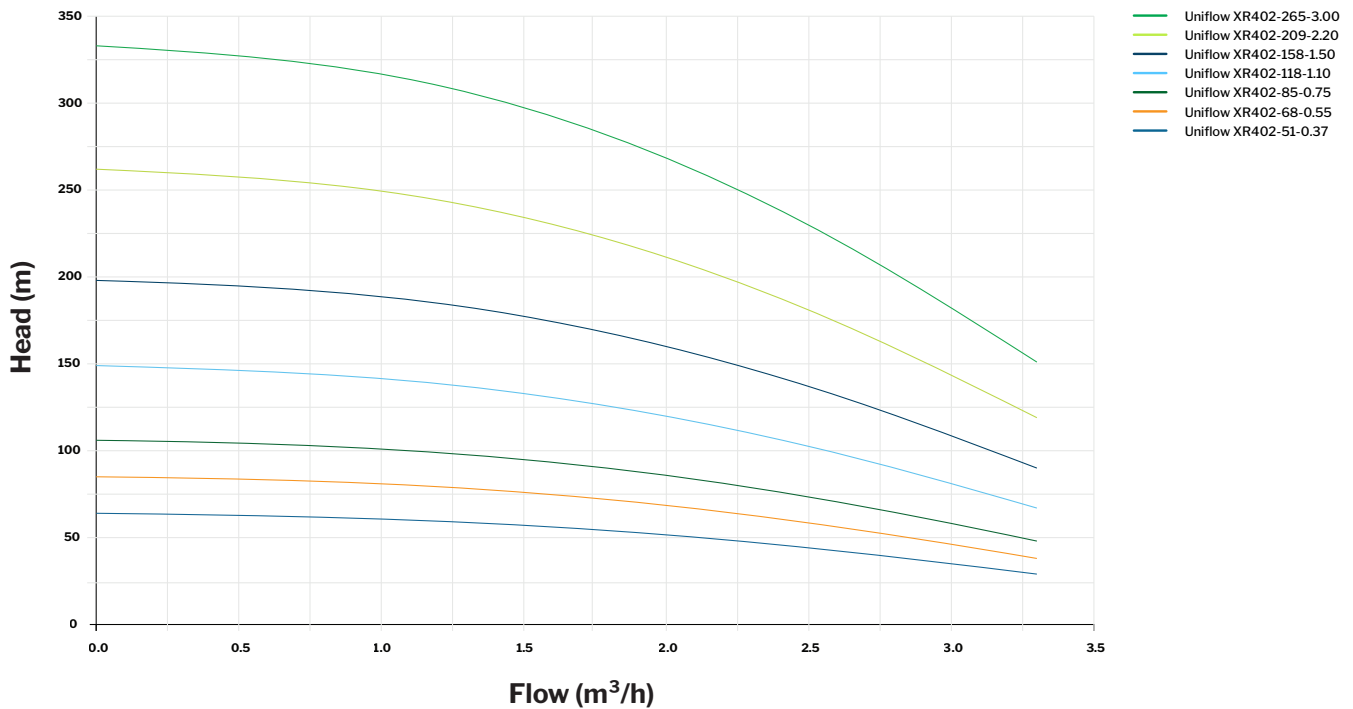
Robust, Eco-conscious Performance

Our UniFlow range was developed to meet the growing demand for high-performance AC water pumps that integrate seamlessly into both traditional and solar-powered systems.

CONTENTS

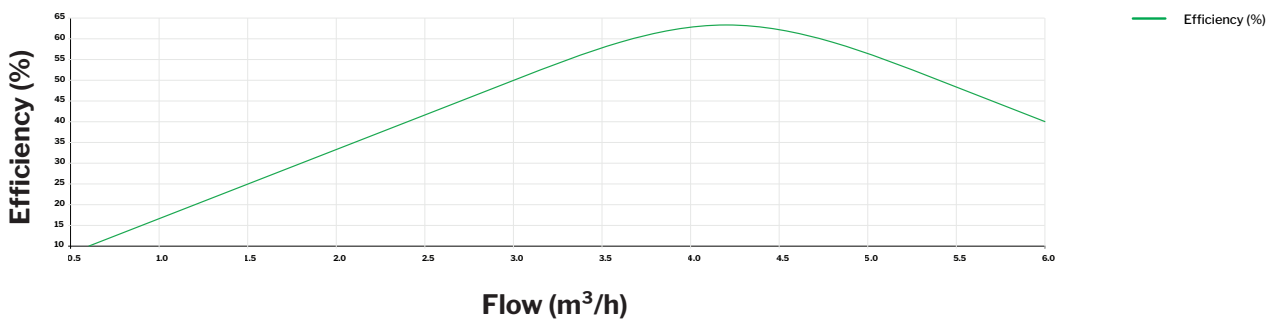
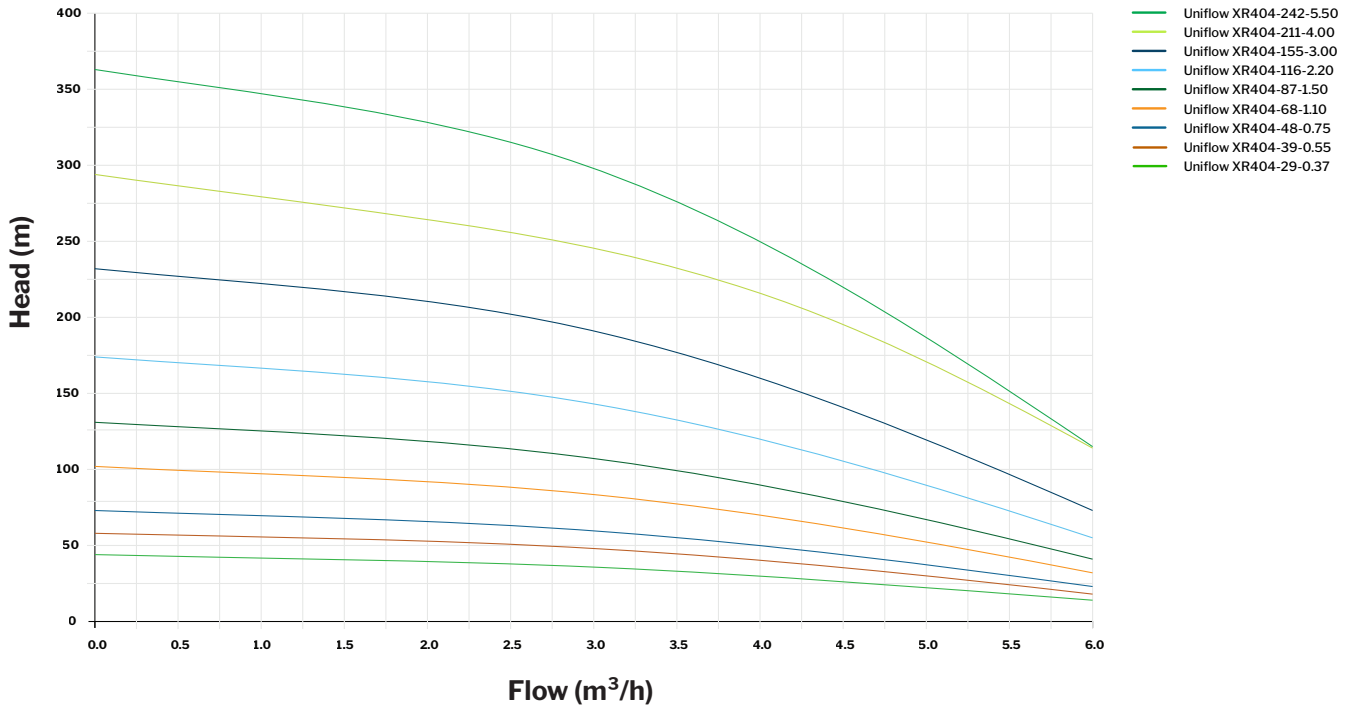
XR402	3
XR404	4
XR406	5
XR410	6
XR416	7
XR420	8
XRS630	9
XRS660	10
Yield per model	11
Motor Specification	13
Dimensions	14





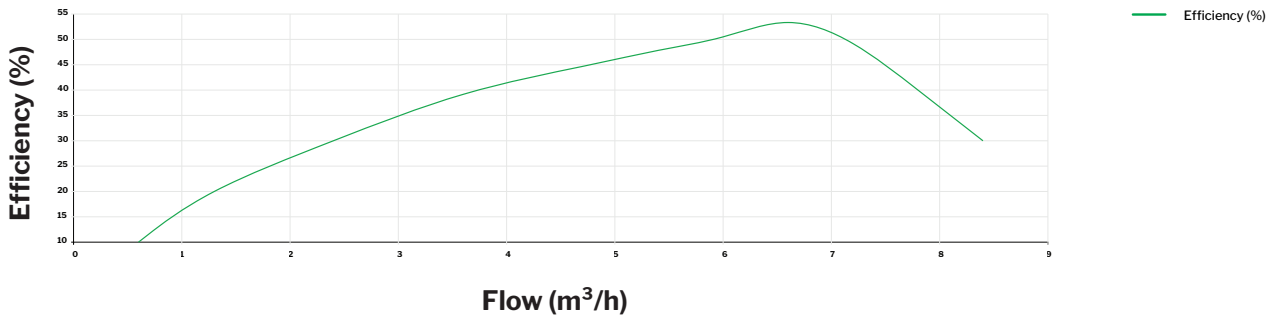
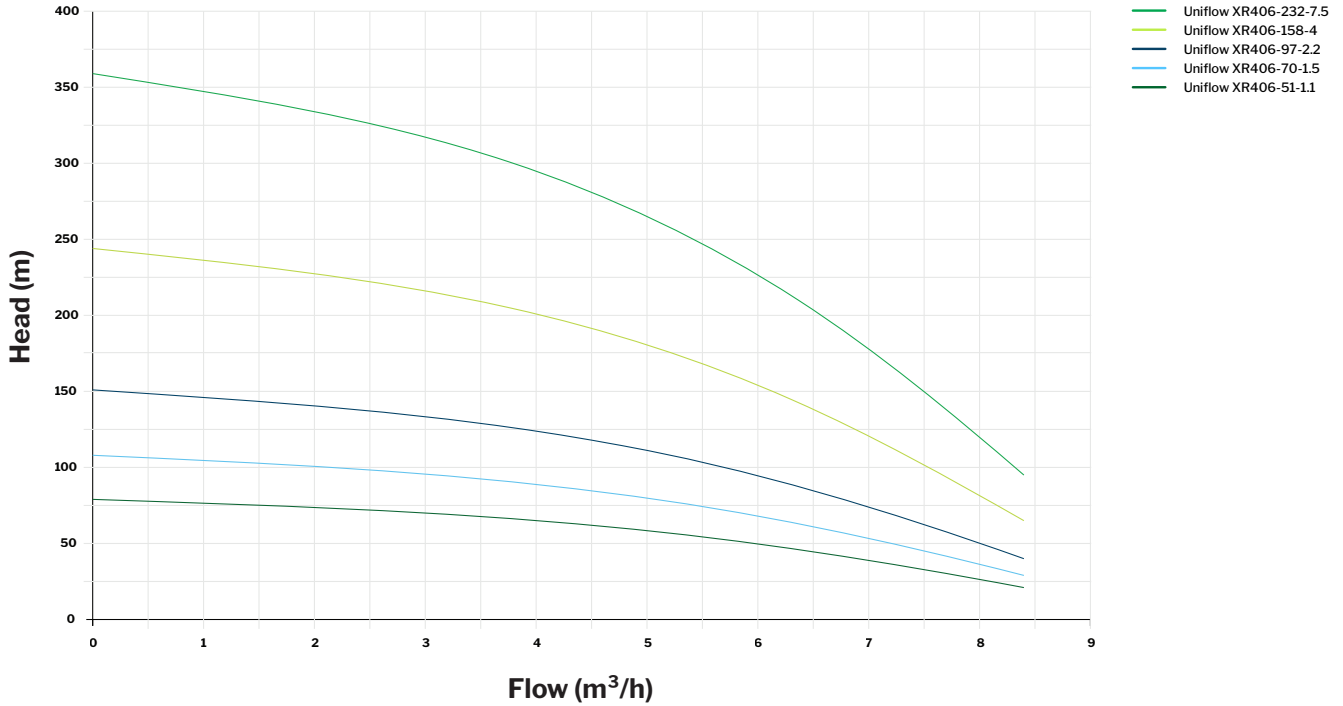
Model	Flow (m³/h)											
	0,0	0,3	0,6	0,9	1,2	1,5	1,8	2,1	2,4	2,7	3,0	3,3
XR402-51-0.37	64	63	63	62	60	58	54	51	47	41	35	29
XR402-68-0.55	85	84	84	83	80	77	72	68	62	54	47	38
XR402-85-0.75	106	105	105	103	100	96	90	85	78	68	59	48
XR402-118-1.10	149	147	146	145	140	135	126	118	109	95	82	67
XR402-158-1.50	198	196	195	193	187	180	168	158	145	127	110	90
XR402-209-2.20	262	259	258	255	247	238	222	209	191	168	145	119
XR402-265-3.00	333	329	328	324	314	302	282	265	243	213	184	151

Highlighted flow rates fall outside the recommended operating curve and should be avoided.



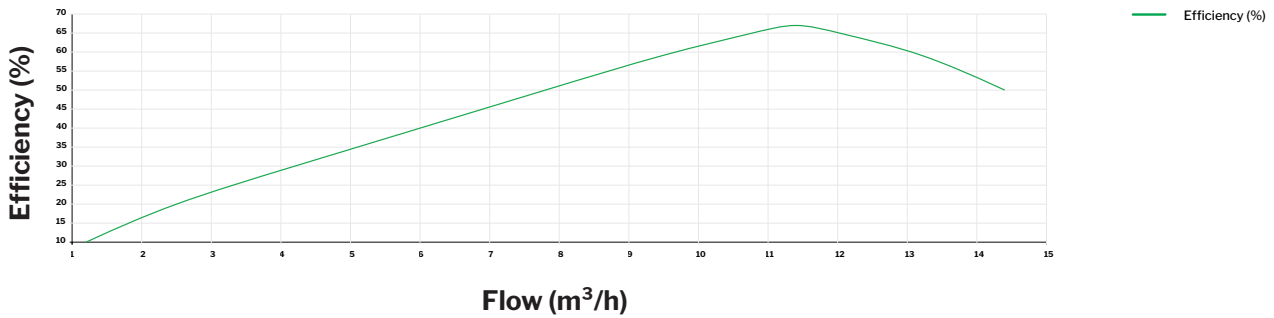
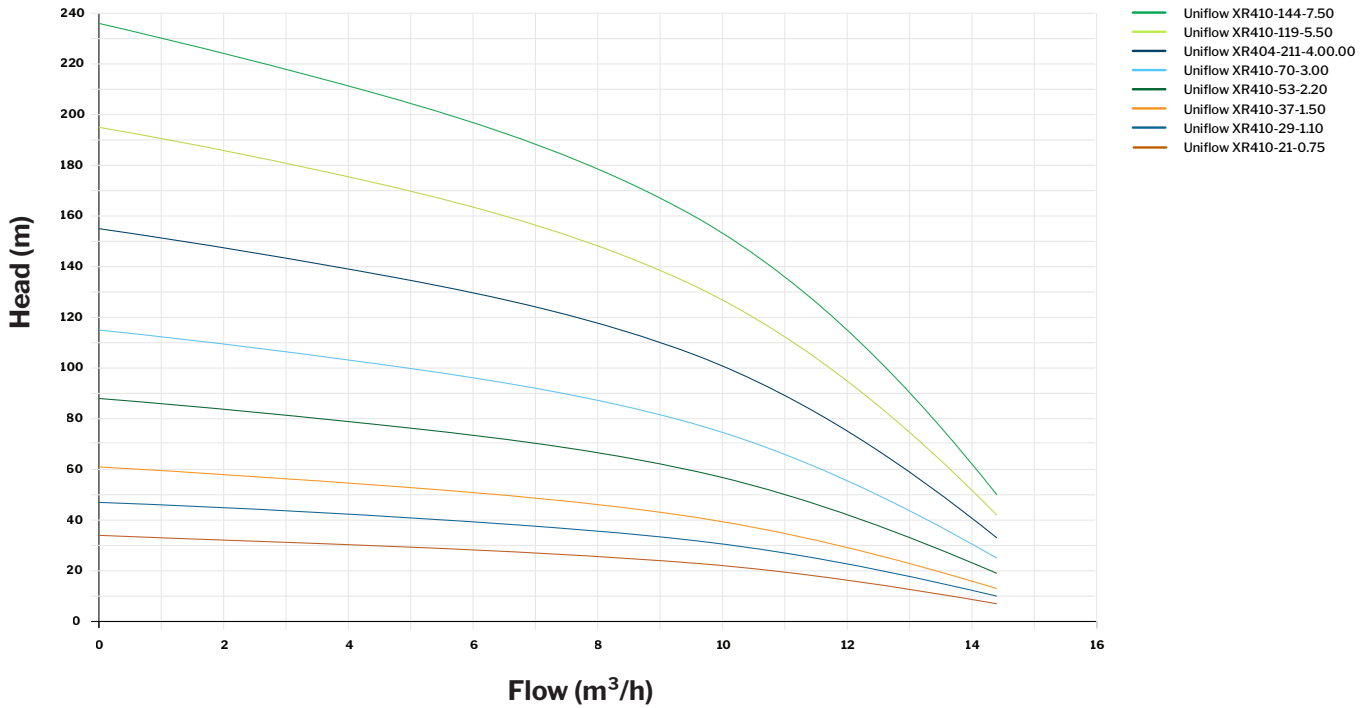
Model	Flow (m³/h)																	
	0,0	0,3	0,6	0,9	1,2	1,5	1,8	2,1	2,4	2,7	3,0	3,3	3,6	4,2	4,8	5,4	6,0	
XR404-29-0.37	44	43	42	42	41	41	40	40	39	38	36	35	33	29	24	19	14	
XR404-39-0.55	58	57	56	56	55	55	54	53	52	51	49	47	44	39	33	26	18	
XR404-48-0.75	73	72	70	70	69	68	67	66	65	63	61	58	55	48	41	32	23	
XR404-68-1.10	102	100	98	97	96	95	94	93	91	88	85	81	77	68	57	45	32	
XR404-87-1.50	131	129	127	126	124	123	121	119	117	113	109	104	99	87	73	58	41	
XR404-116-2.20	174	172	169	167	165	163	161	159	156	151	146	139	132	116	98	77	55	
XR404-155-3.00	232	229	225	223	220	218	215	212	208	202	195	186	176	155	130	103	73	
XR404-211-4.00	294	290	286	280	274	272	269	265	260	253	246	242	237	211	186	151	114	
XR404-242-5.50	363	358	352	348	344	340	335	330	325	315	304	290	275	242	203	160	115	

Highlighted flow rates fall outside the recommended operating curve and should be avoided.



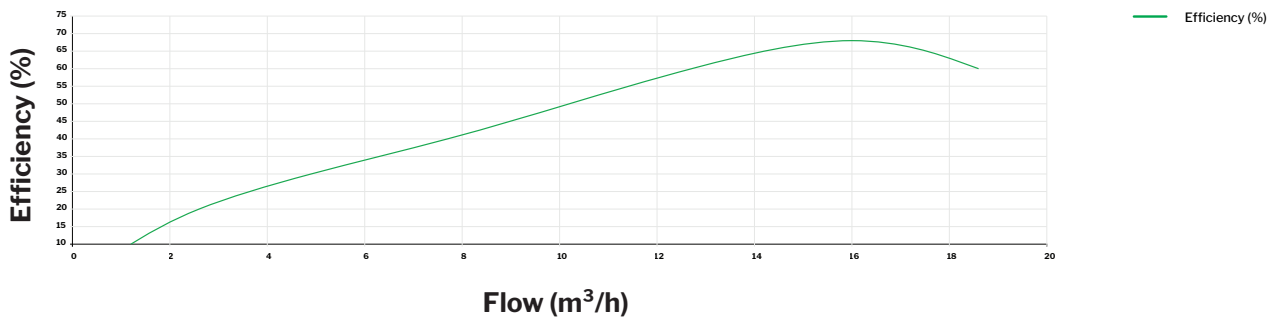
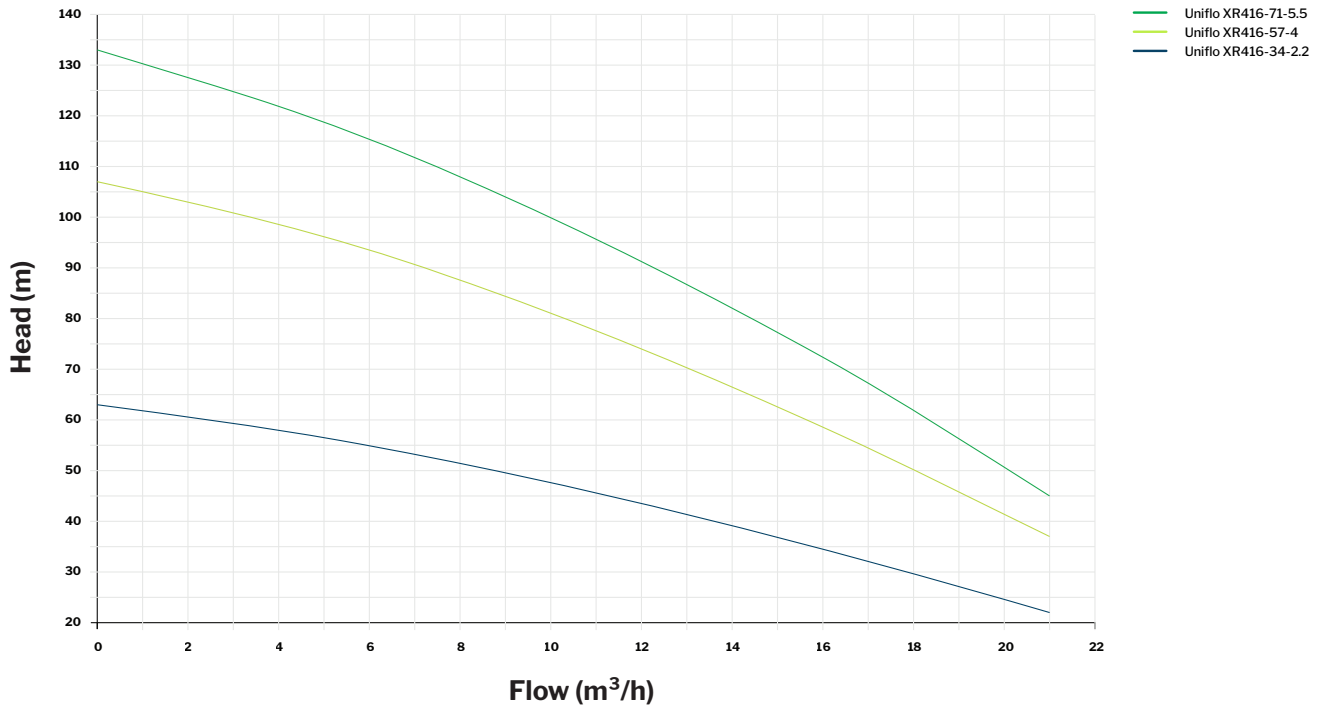
Model	Flow (m³/h)													
	0	1	2.1	2.4	2.7	3	3.3	3.6	4.2	4.8	5.4	6	7.2	8.4
XR406-51-1.1	79	76	74	73	72	71	69	68	65	61	56	51	38	21
XR406-70-1.5	108	104	101	100	98	97	95	93	88	83	77	70	52	29
XR406-97-2.2	151	145	141	139	137	135	132	130	123	116	107	97	72	40
XR406-158-4	244	235	228	226	222	218	214	210	200	189	174	158	117	65
XR406-232-7.5	359	345	335	332	326	321	315	309	293	277	255	232	173	95

Highlighted flow rates fall outside the recommended operating curve and should be avoided.



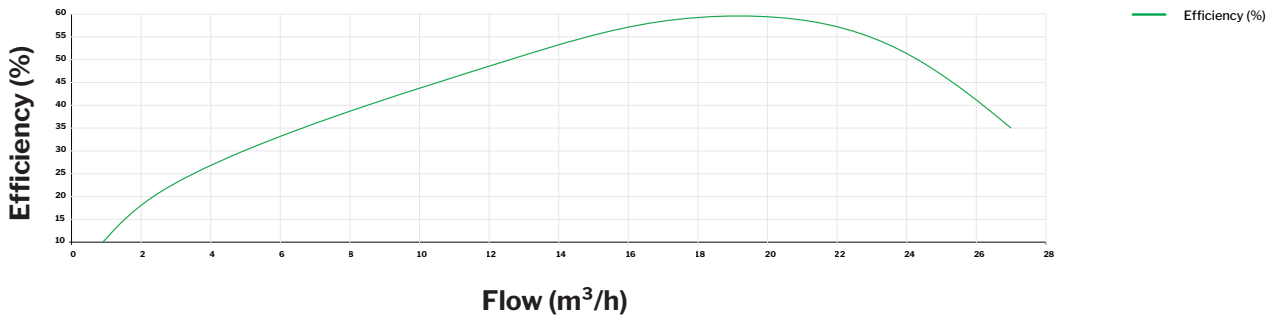
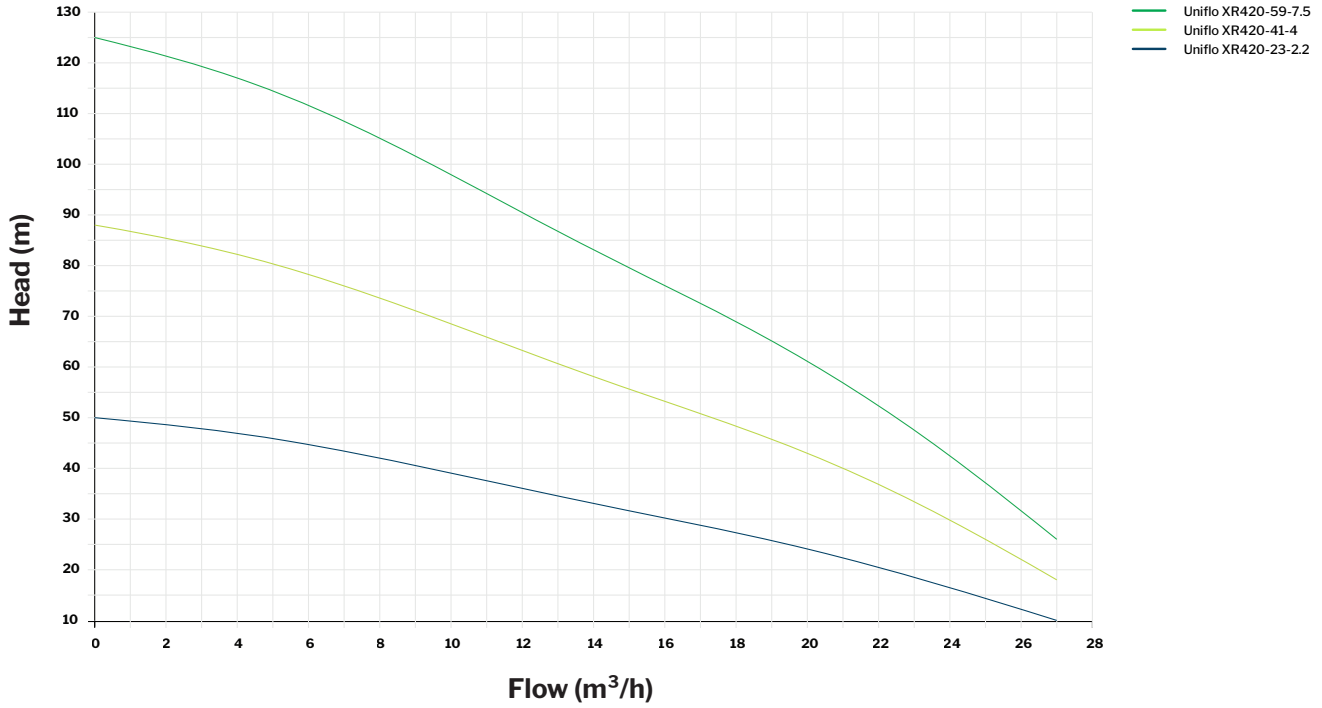
Model	Flow (m ³ /h)																	
	0.0	2.4	2.7	3.0	3.3	3.6	4.2	4.8	5.4	6.0	7.2	8.4	9.0	9.6	10.8	12.0	12.6	14.4
XR410-21-0.75	34	32	32	31	31	30	30	30	29	28	27	26	25	23	21	18	15	7
XR410-29-1.10	47	45	45	44	44	43	42	41	40	39	38	36	34	32	29	25	21	10
XR410-37-1.50	61	58	57	57	56	55	54	53	52	51	49	47	44	41	37	32	27	13
XR410-53-2.20	88	84	83	82	81	79	78	77	75	73	71	68	64	59	53	46	39	19
XR410-70-3.00	115	110	108	107	106	104	102	100	98	96	93	89	84	77	70	61	51	25
XR410-95-4.00	155	148	146	144	142	140	138	135	132	129	126	120	113	104	95	82	69	33
XR410-119-5.50	195	187	184	182	180	177	174	170	166	163	159	151	142	131	119	103	87	42
XR410-144-7.50	236	225	222	219	216	213	209	205	201	196	191	182	172	158	144	125	105	50

Highlighted flow rates fall outside the recommended operating curve and should be avoided.



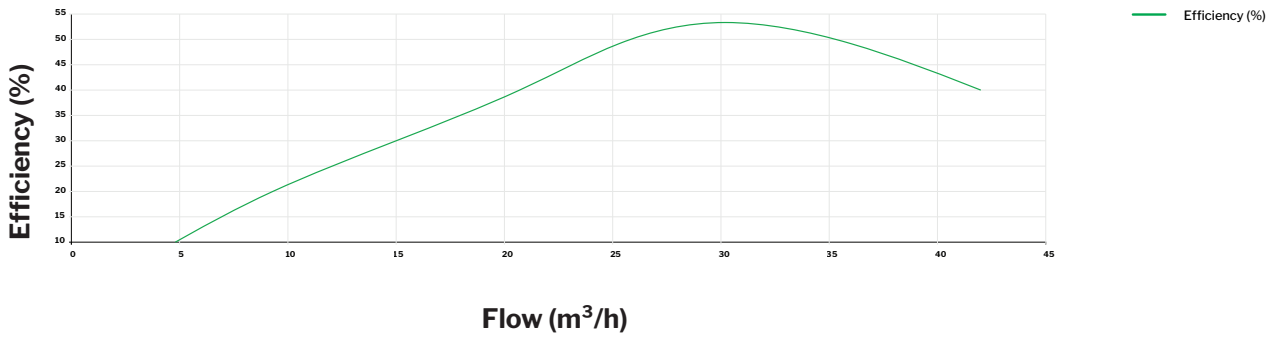
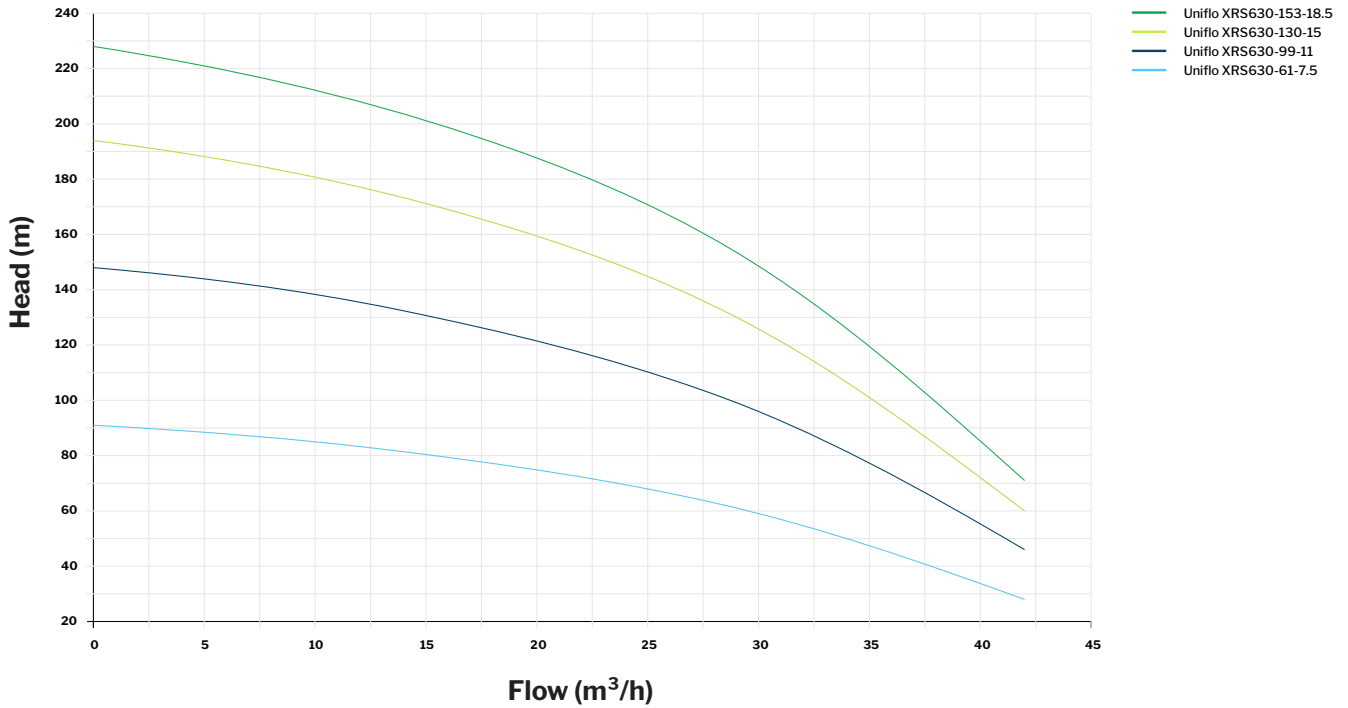
	Flow (m³/h)																
Model	0	3	4.8	5.4	6.0	7.2	8.4	9.0	9.6	10.8	12.0	12.6	14.4	15.0	16.2	18.0	21.0
XR416-34-2.2	63	60	57	56	55	53	52	50	48	46	44	42	39	37	34	30	22
XR416-57-4	107	102	97	95	94	91	88	85	82	78	75	71	67	63	57	51	37
XR416-71-5.5	133	126	119	118	116	112	109	105	101	96	92	87	83	78	71	63	45

Highlighted flow rates fall outside the recommended operating curve and should be avoided.



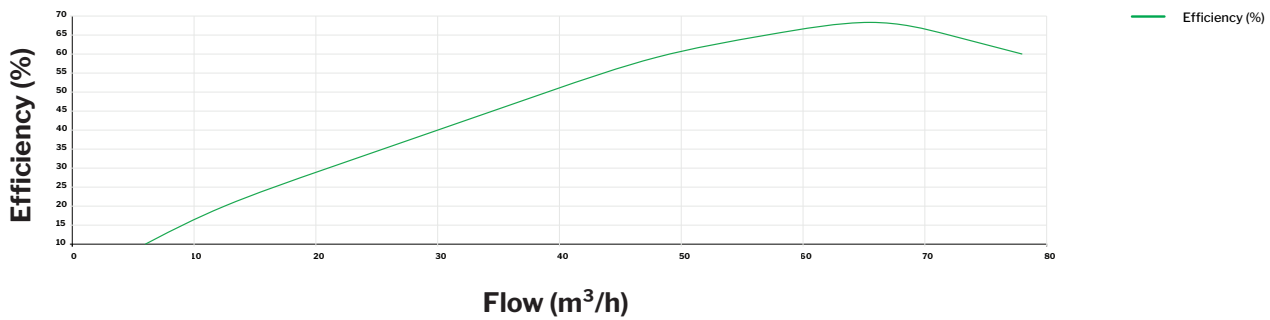
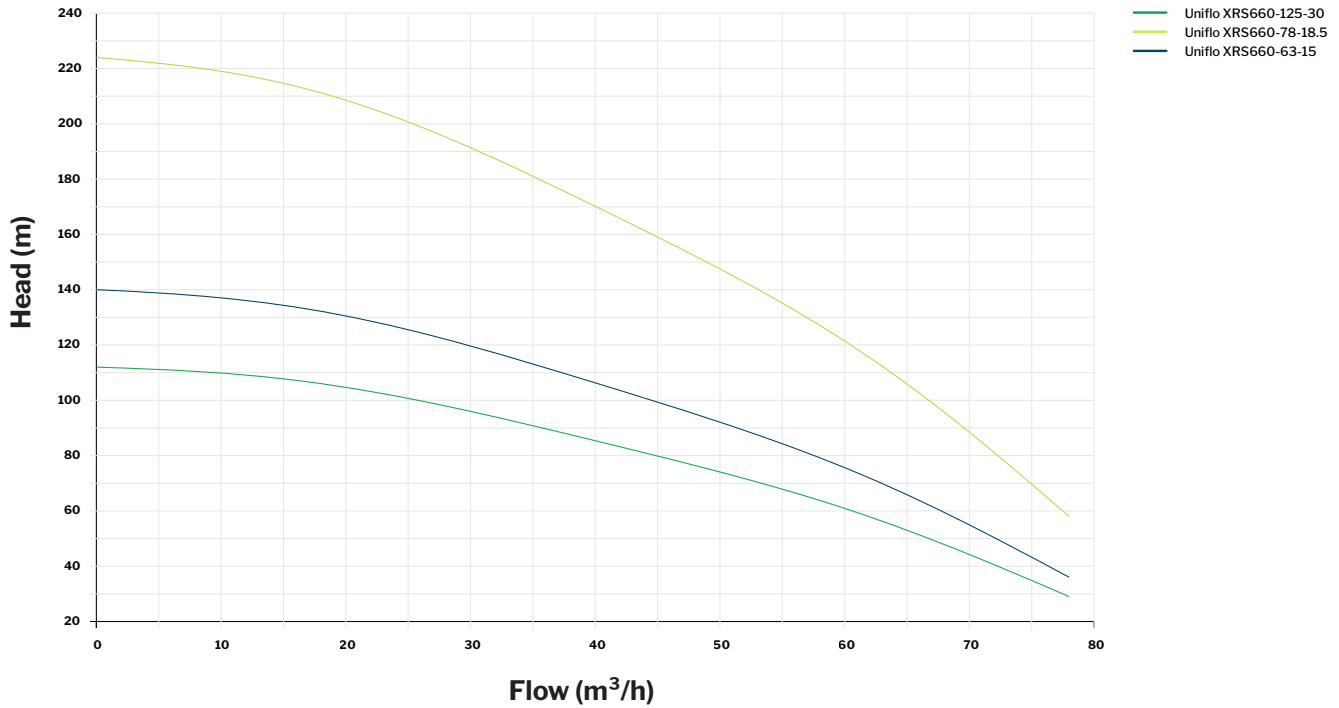
	Flow (m ³ /h)																		
Model	0	2.1	4.8	5.4	6.0	7.2	8.4	9.0	9.6	10.8	12.0	12.6	14.4	15.0	16.2	18.0	21.0	24	27
XR420-23-2.2	50	49	47	47	46	44	43	41	39	37	35	34	33	32	30	28	23	17	10
XR420-41-4	88	86	82	82	81	78	74	71	68	65	62	60	58	56	53	49	41	32	18
XR420-59-7.5	125	123	117	116	115	111	106	102	98	93	89	86	83	80	75	70	59	44	26

Highlighted flow rates fall outside the recommended operating curve and should be avoided.



Model	Flow (m ³ /h)													
	0.0	6.0	12.0	12.6	14.4	15.0	16.2	18.0	21.0	24.0	27.0	30.0	36.0	42.0
XRS630-61-7.5	91	89	84	83	82	81	79	77	74	71	66	61	46	28
XRS630-99-11	148	145	137	135	133	131	129	125	120	115	107	99	75	46
XRS630-130-15	194	189	179	177	174	172	169	164	158	151	141	130	97	60
XRS630-153-18.5	228	222	210	207	204	202	199	193	186	179	166	153	115	71

Highlighted flow rates fall outside the recommended operating curve and should be avoided.



	Flow (m³/h)																				
Model	0.0	6.0	12.0	12.6	14.4	15.0	16.2	18.0	21.0	24.0	27.0	30.0	36.0	42.0	48.0	54.0	54.0	60.0	66.0	72.0	78.0
XRS660-63-15	112	112	111	111	110	110	110	109	107	104	100	96	89	83	77	71	71	63	53	42	29
XRS660-78-18.5	140	139	139	139	138	138	137	136	133	129	125	120	111	103	96	88	88	78	66	52	36
XRS660-125-30	224	223	222	221	221	220	219	218	213	207	200	192	177	165	154	141	141	125	106	83	58

Highlighted flow rates fall outside the recommended operating curve and should be avoided.

Yield per Model



	15	16.2	18	21	24	27	30	36	42	48	54	60	66	72	78
10	XR416-34-2.2	XR416-34-2.2	XR420-23-2.2	XR420-23-2.2	XR420-41-4	XRS630-61-7.5	XRS630-61-7.5	XRS630-61-7.5	XRS660-63-15	XRS660-63-15	XRS660-63-15	XRS660-63-15	XRS660-63-15	XRS660-63-15	
20	XR416-34-2.2	XR416-34-2.2	XR420-23-2.2	XR420-41-4	XRS630-61-7.5	XRS630-61-7.5	XRS630-61-7.5	XRS630-61-7.5	XRS660-63-15	XRS660-63-15	XRS660-63-15	XRS660-63-15	XRS660-63-15	XRS660-63-15	
30	XR416-34-2.2	XR416-57-4	XR420-41-4	XR420-41-4	XRS630-61-7.5	XRS630-61-7.5	XRS630-61-7.5	XRS630-99-11	XRS660-63-15	XRS660-63-15	XRS660-63-15	XRS660-63-15	XRS660-63-15	XRS660-78-18.5	
40	XR416-57-4	XR416-57-4	XR420-41-4	XRS630-61-7.5	XRS630-61-7.5	XRS630-61-7.5	XRS630-61-7.5	XRS630-99-11	XRS660-63-15	XRS660-63-15	XRS660-63-15	XRS660-63-15	XRS660-63-15	XRS660-125-30	
50	XR416-57-4	XR416-57-4	XRS630-61-7.5	XRS630-61-7.5	XRS630-61-7.5	XRS630-61-7.5	XRS630-99-11	XRS660-63-15	XRS660-63-15	XRS660-63-15	XRS660-63-15	XRS660-63-15	XRS660-78-18.5	XRS660-125-30	
60	XR416-71-5.5	XR416-71-5.5	XRS630-61-7.5	XRS630-61-7.5	XRS630-61-7.5	XRS630-61-7.5	XRS630-99-11	XRS660-63-15	XRS660-63-15	XRS660-63-15	XRS660-63-15	XRS660-78-18.5	XRS660-125-30		
70	XR416-71-5.5	XRS630-61-7.5	XRS630-61-7.5	XRS630-61-7.5	XRS630-99-11	XRS630-99-11	XRS630-99-11	XRS660-63-15	XRS660-63-15	XRS660-63-15	XRS660-78-18.5	XRS660-125-30	XRS660-125-30		
80	XRS630-99-11	XRS630-99-11	XRS630-99-11	XRS630-99-11	XRS630-99-11	XRS630-99-11	XRS630-130-15	XRS660-63-15	XRS660-78-18.5	XRS660-78-18.5	XRS660-125-30	XRS660-125-30	XRS660-125-30		
90	XRS630-99-11	XRS630-99-11	XRS630-99-11	XRS630-99-11	XRS630-99-11	XRS630-99-11	XRS630-130-15	XRS660-78-18.5	XRS660-78-18.5	XRS660-125-30	XRS660-125-30	XRS660-125-30			
100	XRS630-99-11	XRS630-99-11	XRS630-99-11	XRS630-99-11	XRS630-99-11	XRS630-130-15	XRS630-153-18.5	XRS660-78-18.5	XRS660-125-30	XRS660-125-30	XRS660-125-30	XRS660-125-30			
110	XRS630-99-11	XRS630-99-11	XRS630-99-11	XRS630-99-11	XRS630-130-15	XRS630-130-15	XRS630-153-18.5	XRS660-125-30	XRS660-125-30	XRS660-125-30	XRS660-125-30				
120	XRS630-99-11	XRS630-99-11	XRS630-130-15	XRS630-130-15	XRS630-130-15	XRS630-130-15	XRS660-125-30	XRS660-125-30	XRS660-125-30	XRS660-125-30	XRS660-125-30				
130	XRS630-130-15	XRS630-130-15	XRS630-130-15	XRS630-130-15	XRS630-130-15	XRS630-153-18.5	XRS660-125-30	XRS660-125-30	XRS660-125-30	XRS660-125-30					
140	XRS630-130-15	XRS630-130-15	XRS630-130-15	XRS630-130-15	XRS630-130-15	XRS630-153-18.5	XRS660-125-30	XRS660-125-30	XRS660-125-30	XRS660-125-30					
150	XRS630-130-15	XRS630-130-15	XRS630-130-15	XRS630-130-15	XRS630-153-18.5	XRS630-153-18.5	XRS660-125-30	XRS660-125-30	XRS660-125-30						
160	XRS630-130-15	XRS630-130-15	XRS630-153-18.5	XRS630-153-18.5	XRS630-153-18.5	XRS660-125-30	XRS660-125-30	XRS660-125-30							
170	XRS630-153-18.5	XRS630-153-18.5	XRS630-153-18.5	XRS630-153-18.5	XRS660-125-30	XRS660-125-30	XRS660-125-30								
180	XRS630-153-18.5	XRS630-153-18.5	XRS630-153-18.5	XRS660-125-30	XRS660-125-30	XRS660-125-30									
190	XRS630-153-18.5	XRS630-153-18.5	XRS660-125-30	XRS660-125-30	XRS660-125-30	XRS660-125-30									
200	XRS660-125-30	XRS660-125-30	XRS660-125-30	XRS660-125-30											
250															
300															
320															

Motor Specifications



Maximum fluid temperature
Up to +35°C



Maximum sand content
0.25%



Maximum immersion
150m



Enclosure class
IP68



Insulation class
F

Model	Inch	Power (KW)	HP	Rated Current (A)	Voltage (V)
Uniflow 0.37kW240V4	4	0.37	0.5	3.5	240
Uniflow 0.55kW240V4	4	0.55	0.8	5.1	240
Uniflow 0.75kW240V4	4	0.75	1.0	5.7	240
Uniflow 1.1kW240V4	4	1.10	1.5	7.9	240
Uniflow 1.5kW240V4	4	1.50	2.0	11.0	240
Uniflow 2.2kW240V4	4	2.20	3.0	15.3	240
Uniflow 0.37kW400V4	4	0.37	0.5	3.5	240
Uniflow 0.55kW400V4	4	0.55	0.8	2.1	400
Uniflow 0.75kW400V4	4	0.75	1.0	2.5	400
Uniflow 1.1kW400V4	4	1.10	1.5	3.1	400
Uniflow 1.5kW400V4	4	1.50	2.0	4.2	400
Uniflow 2.2kW400V4	4	2.20	3.0	6.0	400
Uniflow 3kW400V4	4	3.00	4.0	7.4	400
Uniflow 4kW400V4	4	4.00	5.5	10.3	400
Uniflow 5.5kW400V4	4	5.50	7.5	11.7	400
Uniflow 7.5kW400V4	4	7.50	10.0	13.2	400
Uniflow 11kW400V6	6	11.00	15.0	25.0	400
Uniflow 15kW400V6	6	15.00	20.0	33.0	400
Uniflow 18.5kW400V6	6	18.50	25.0	44.0	400
Uniflow 30kW400V6	6	30.00	40.0	62.0	400



Rewindable Motor



Capacitance P2

4" has NEMA dimension standards

Single-Phase:
220 - 240V/50Hz ✕ 170-240V
wide range of operating voltage

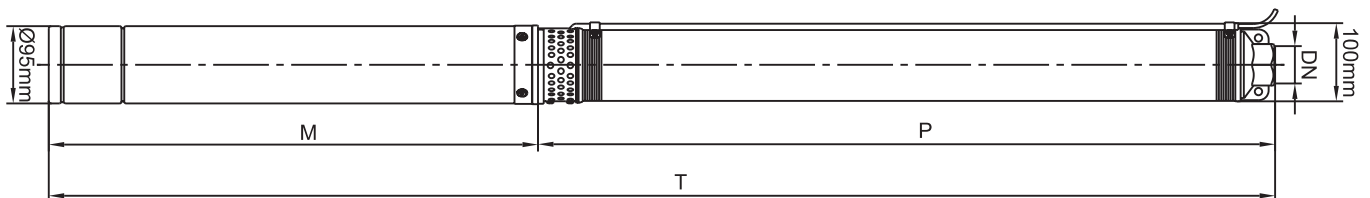
Three-Phase: 380 - 415V/50Hz ✕ 300-430V
wide range of operating voltage

Delivery casing	AISI 304SS
Suction connector	AISI 304SS
Volute	AISI 304SS
Impeller	AISI 304SS
Pump shaft	AISI 431SS
Shaft coupling	AISI 304SS
Seal ring	Rubber
Strainer	AISI 304SS
Motor external casing	AISI 304SS
Top chock	Cast iron
Bottom support	Cast iron
Mechanical seal	Special seal for deep well (Graphite-Ceramic)
Motor shaft	AISI 630SS + ASTM 5140
Seal lubricant oil	10# Food Grade Mechanical White Oil

Dimensions

Model	DN Standard	Dimension P (mm)	Dimension M (s) (mm)	Dimension M (r) (mm)	Dimension T (s) (mm)	Dimension T (r) (mm)	Weight P (kg)	Weight M (s) (kg)	Weight M (r) (kg)	Weight T (s) (kg)	Weight T (r) (kg)
XR402-51-0.37	1¼"	444	309	-	753	-	3.6	6.8	-	10.4	-
XR402-68-0.55	1¼"	518	366	309	884	827	4.1	8.3	6.8	12.4	10.9
XR402-85-0.75	1¼"	591	329	329	940	920	4.7	8.5	7.9	13.2	12.6
XR402-118-1.10	1¼"	768	399	369	1167	1137	6.6	10.9	9.8	17.5	16.4
XR402-158-1.50	1¼"	938	459	414	1397	1352	7.4	13.9	11.5	21.3	18.9
XR402-209-2.20	1¼"	1188	514	474	1702	1662	9.3	16.4	14.4	25.7	23.7
XR402-265-3.00	1¼"	1431	682	579	2113	2010	11.2	21.5	19.8	32.7	31
XR404-29-0.37	1¼"	394	309	-	703	-	2.9	6.8	-	9.7	-
XR404-39-0.55	1¼"	450	366	309	816	759	3.9	8.3	6.8	12.2	10.7
XR404-48-0.75	1¼"	507	349	329	856	836	4.9	8.5	7.9	13.4	12.8
XR404-68-1.10	1¼"	619	399	369	1018	988	6.9	10.9	9.8	16.8	16.7
XR404-87-1.50	1¼"	763	459	414	1222	1177	8.9	13.9	11.5	20.8	20.4
XR404-116-2.20	1¼"	932	514	474	1446	1406	10.9	16.4	14.4	24.3	25.3
XR404-155-3.00	1¼"	1182	579	502	1799	1729	12.9	21.5	19.8	34.2	32.7
XR404-211-4.00	1¼"	1485	-	695	2180	-	11.3	-	23	-	34.3
XR404-242-5.50	1¼"	1776	-	773	2549	-	15.9	-	28	-	43.9
XR406-51-1.1	1½"	604	399	369	1003	973	4.6	10.9	9.8	15.5	14.4
XR406-70-1.5	1½"	774	459	414	1233	1188	5.9	13.9	11.5	19.8	17.4
XR406-97-2.2	1½"	980	584	534	1564	1514	7.4	18.4	16.1	25.8	23.5
XR406-158-4	1½"	1459	-	695	2154	-	10.8	-	23	-	33.8
XR406-232-7.5	1½"	2073	-	875	2948	-	14.8	-	34.6	-	49.4

XR models



Model	DN Standard	Dimension P (mm)	Dimension M (s) (mm)	Dimension M (r) (mm)	Dimension T (s) (mm)	Dimension T (r) (mm)	Weight P (kg)	Weight M (s) (kg)	Weight M (r) (kg)	Weight T (s) (kg)	Weight T (r) (kg)
XR410-21-0.75	2"	449	349	329	798	778	3.9	8.5	7.9	12.4	11.8
XR410-29-1.10	2"	533	399	369	932	902	4.4	10.9	9.8	15.3	14.2
XR410-37-1.50	2"	617	459	414	1076	1031	5	13.9	11.5	18.9	16.5
XR410-53-2.20	2"	820	514	474	1334	1294	6.4	16.4	14.4	22.8	20.8
XR410-70-3.00	2"	988	682	579	1670	1567	7.7	21.5	19.8	29.2	27.5
XR410-95-4.00	2"	1265	-	695	1960	-	9.6	-	23	-	32.6
XR410-119-5.50	2"	1527	-	773	2300	-	11.3	-	28	-	39.3
XR410-144-7.50	2"	1804	-	875	2679	-	13.6	-	34.6	-	48.2
XR416-34-2.2	2"	970	514	474	1484	1444	7.5	16.4	14.4	23.9	21.9
XR416-57-4	2"	1480	-	683	-	2163	11.5	-	23	-	34.5
XR416-71-5.5	2"	1735	-	773	-	2508	13.8	-	28	-	45.6
XR420-23-2.2	2"	881	625.5	575.5	1506.5	1456.5	6.6	18.6	16.3	22.5	22.9
XR420-41-4	2"	1359	-	736.5	-	2095.5	9.9	-	23.4	-	33.3
XR420-59-7.5	2"	1837	-	916.5	-	2753.5	14.3	-	33.8	-	48.1
XRS630-61-7.5	3"	1040	-	719	-	1759	18.3	-	47.6	-	65.9
XRS630-99-11	3"	1520	-	764	-	2284	28.1	-	62.6	-	90.7
XRS630-130-15	3"	1904	-	884	-	2788	36.1	-	77.2	-	113.3
XRS630-153-18.5	3"	2192	-	999	-	3191	42.5	-	80.3	-	122.8
XRS660-63-15	3"	1402	-	989	-	2386	25.2	-	77.2	-	103.9
XRS660-78-18.5	3"	1628	-	999	-	2702	29.6	-	89.5	-	119.1
XRS660-125-30	3"	2532	-	1224	-	3756	42.8	-	107.8	-	150.6

XRS models

